



Guiding an Improved Dementia Experience (GUIDE) Model

Participant Summary

LEAD Coalition
08/14/2024

INFORMATION NOT RELEASABLE TO THE PUBLIC UNLESS AUTHORIZED BY LAW: This information has not been publicly disclosed and may be privileged and confidential. It is for internal government use only and must not be disseminated, distributed, or copied to persons not authorized to receive the information. Unauthorized disclosure may result in prosecution to the full extent of the law.

GUIDE Participant Snapshot

Quick Stats



390

total GUIDE Participants



~22%

of service areas (by zip code) are rural



~41%

of service areas are low- to medium-income diverse communities



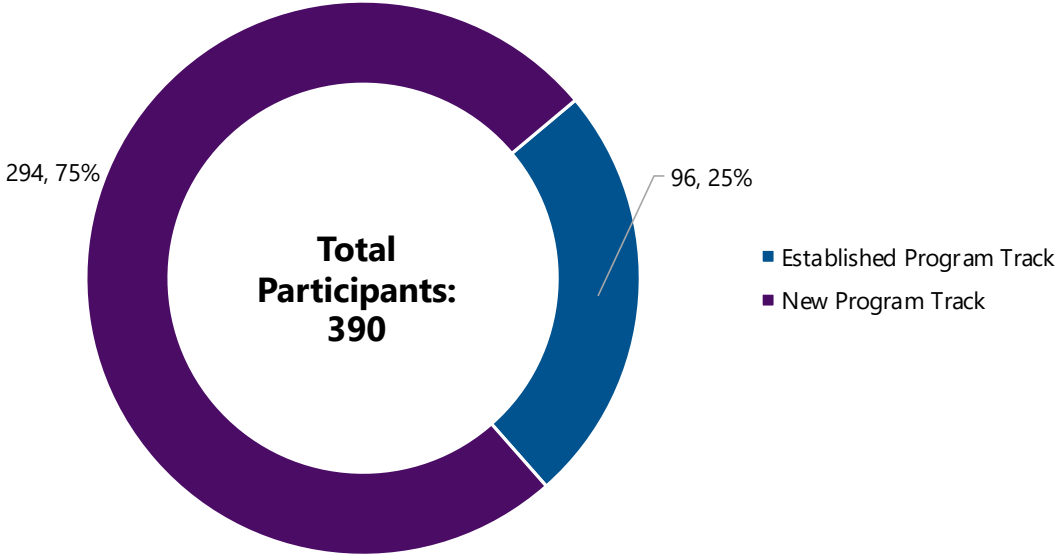
46

states have a GUIDE Participant site located within the state

Over 200,000 Medicare beneficiaries living with dementia and their families anticipated to be served

GUIDE Participants by Track

The GUIDE Model will have an established program track and new program track. There are 96 established program track participants who began their first Performance Year on July 1, 2024, and 294 new program track participants who will begin their first Performance Year on July 1, 2025.

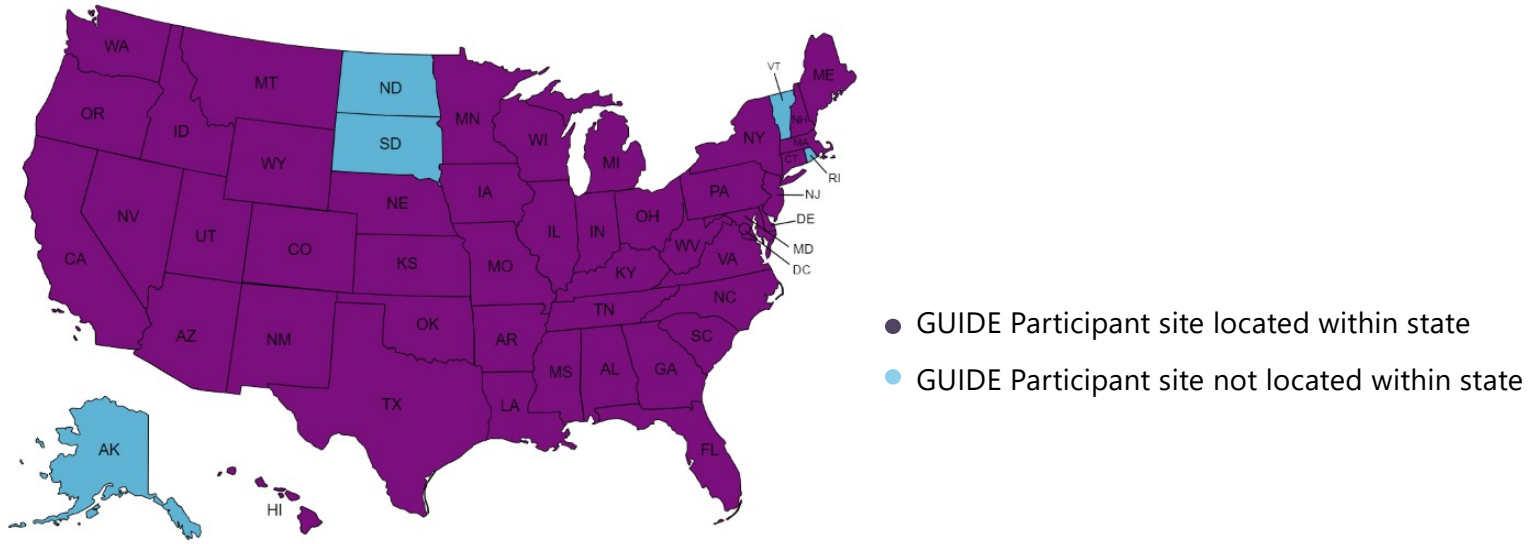


Additional Information

- 82 out of 472 (17.4%) accepted applicants withdrew their application or did not sign a Participation Agreement (PA).
 - Among applicants who withdrew their application or did not sign a PA, 68 were assigned to the new program track and 14 were assigned to the established program track.

GUIDE Participants will Serve Beneficiaries in All CMS Regions

Geographic Distribution of GUIDE Participants

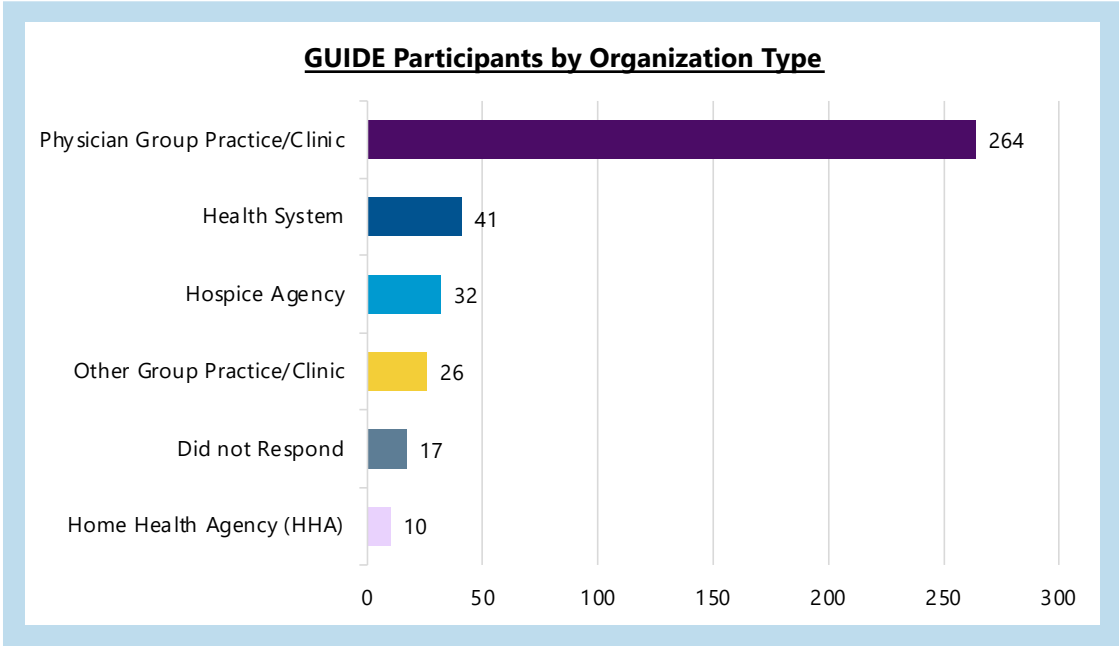


Key Insights & Considerations

- Although no GUIDE Participants are located in Alaska, North Dakota, South Dakota, Vermont, or U.S. Territories, GUIDE Participants reported to CMS their service areas by zip code. GUIDE Participants' service areas reach all 50 states, plus Washington, D.C.
- 30,000+ zip codes served.
- The highest number of GUIDE Participants come from California, Florida and Texas.

INFORMATION NOT RELEASABLE TO THE PUBLIC UNLESS AUTHORIZED BY LAW: This information has not been publicly disclosed and may be privileged and confidential. It is for internal government use only and must not be disseminated, distributed, or copied to persons not authorized to receive the information. Unauthorized disclosure may result in prosecution to the full extent of the law.

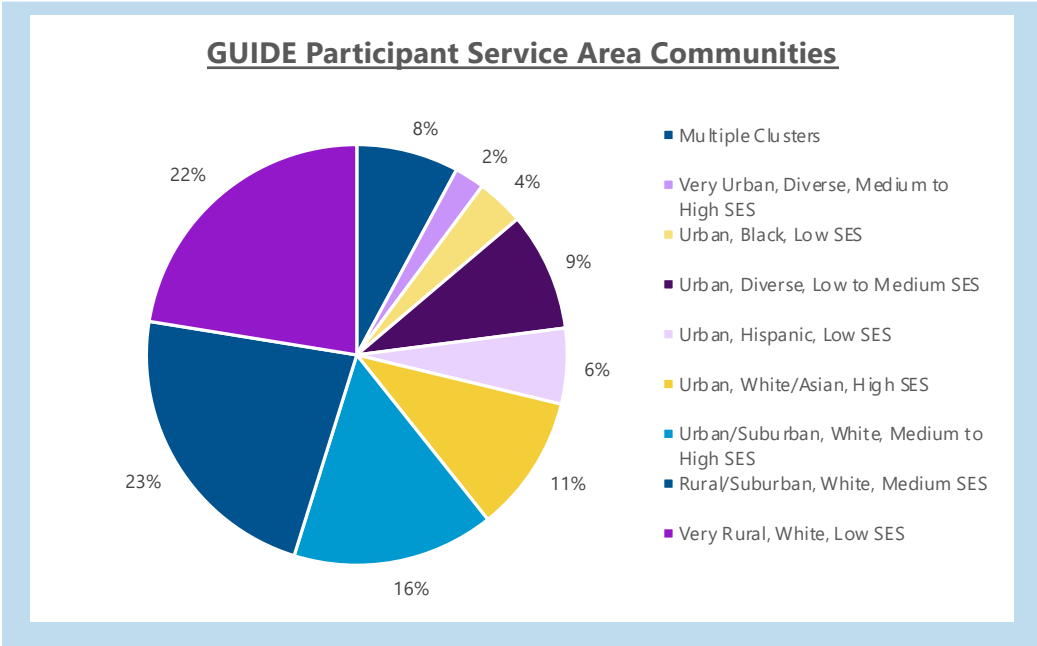
GUIDE Participants: Organization Types



Key Insights & Considerations

- The majority of GUIDE Participants identify their organization as a physician group practice/clinic.
- GUIDE Participants will also represent Health Systems, Hospice and Home Health Agencies.
- Examples of "Other Group Practice" Participants are community-based organizations and telehealth organizations.

GUIDE Participants: Populations Served

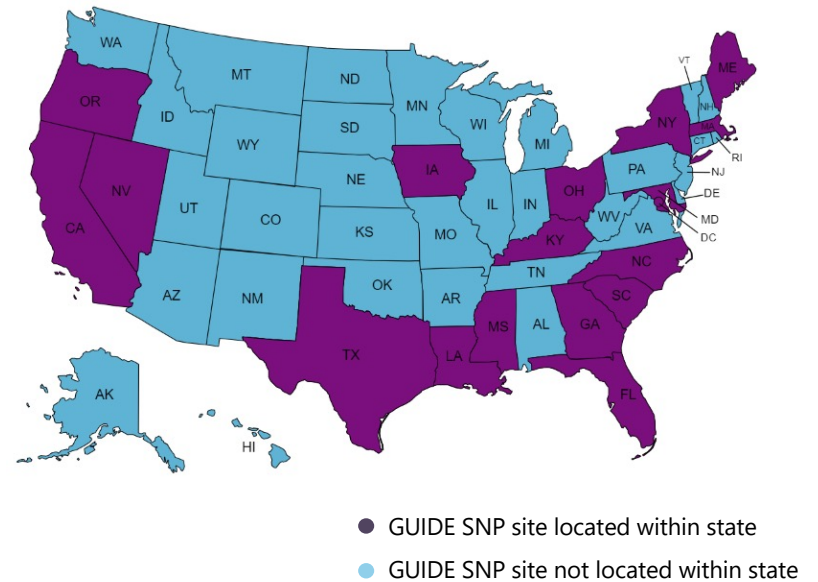
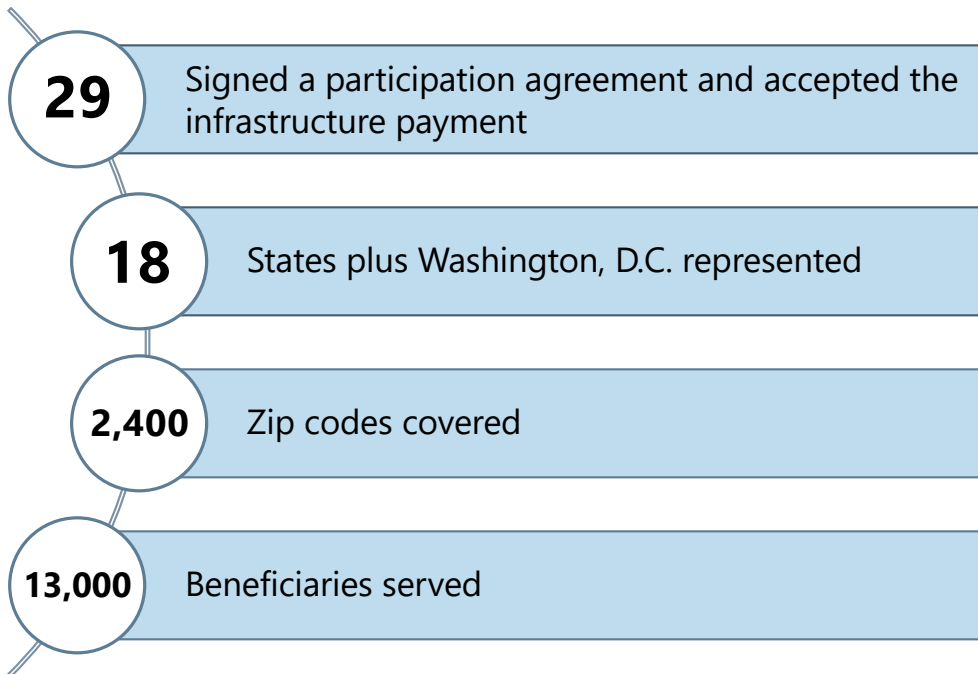


Key Insights & Considerations

- 32% of service areas (by zip code) represent rural and urban low socio-economic status (SES) communities.
- GUIDE Participants can modify their service area reach over the life of the model, potentially expanding to more rural and remote areas.

INFORMATION NOT RELEASABLE TO THE PUBLIC UNLESS AUTHORIZED BY LAW: This information has not been publicly disclosed and may be privileged and confidential. It is for internal government use only and must not be disseminated, distributed, or copied to persons not authorized to receive the information. Unauthorized disclosure may result in prosecution to the full extent of the law.

Overview of Safety Net Providers (SNP)



States were identified based on the organization’s main address as listed on the application; however, programs may be serving additional states. States represented include California, Florida, Georgia, Iowa, Kentucky, Louisiana, Massachusetts, Maryland, Maine, Mississippi, North Carolina, Nevada, New York, Ohio, Oregon, South Carolina, Texas, and Washington, D.C.